

Mahayogi Gorakhnath Krishi Vigyan Kendra

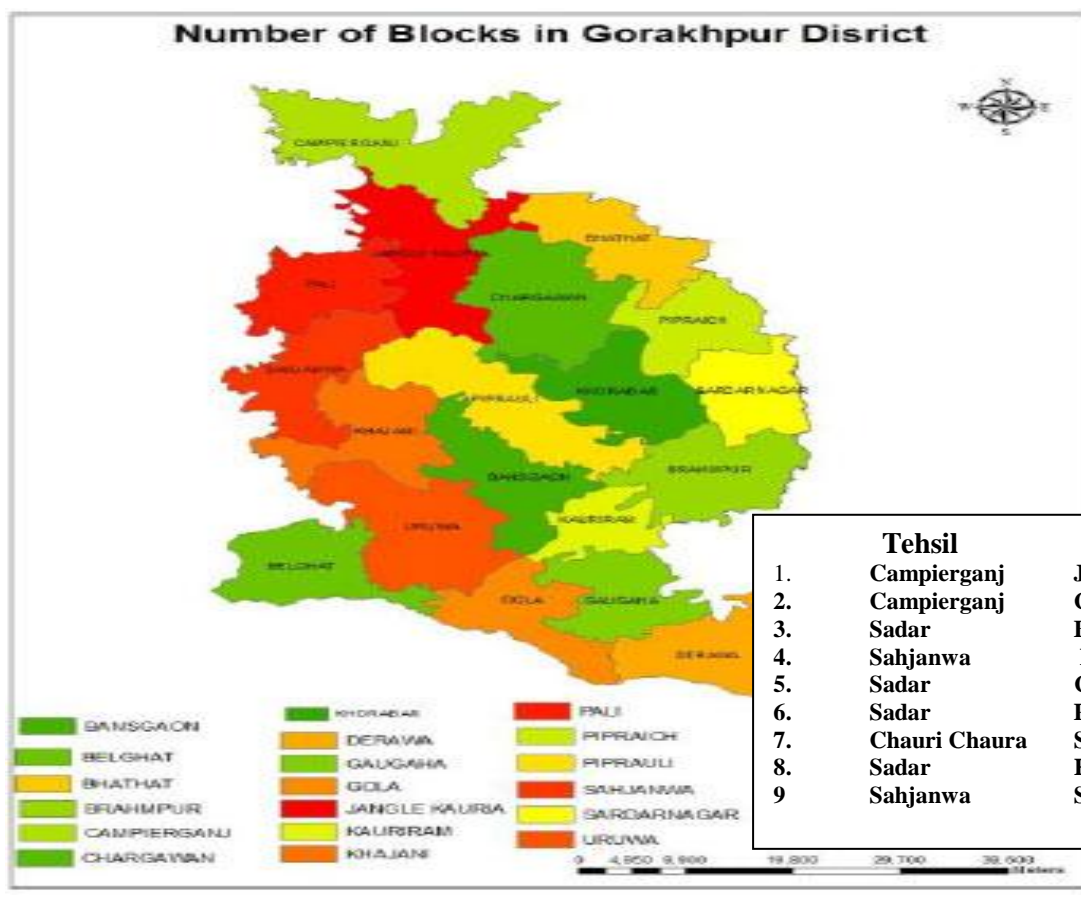
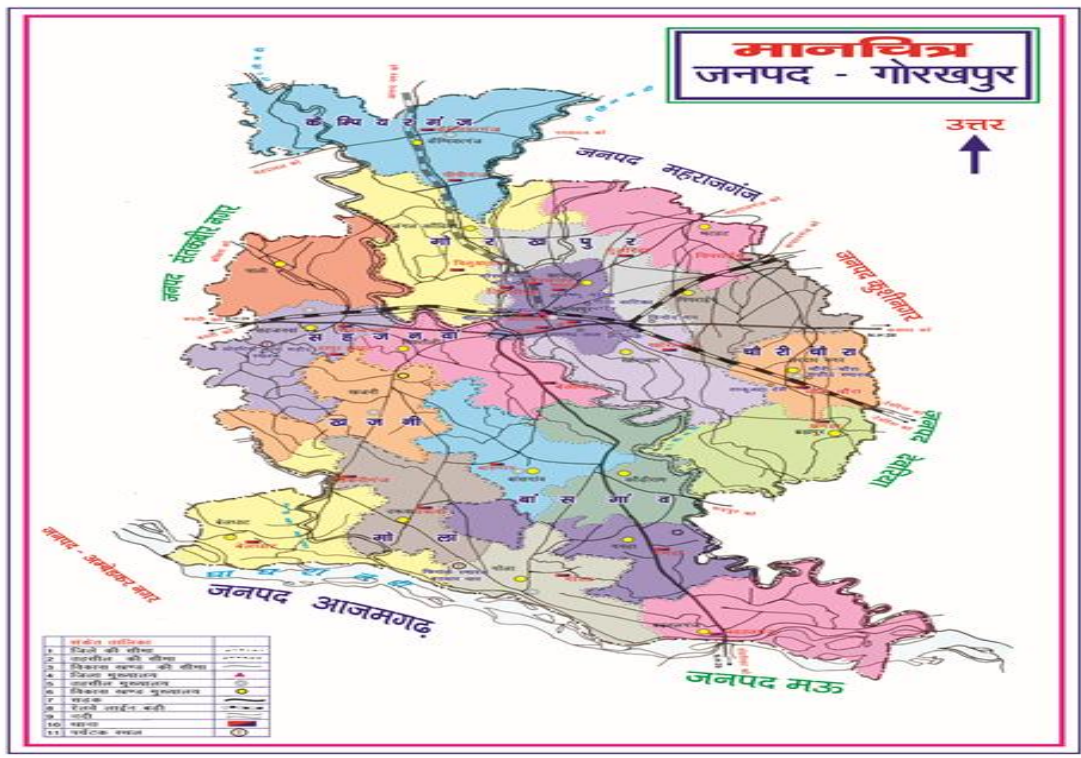
Chauk Mafi (Peppeganj) Jangal Kaudia, Gorakhpur-273165 (UP)

Revised Action Plan

2018-19



To be submitted in
Formulation of Action Plan (2018-19) and Mid-Term
Report (2017-18) of KVKs to be held at
Krishi Vigyan Kendra, Pratapgarh, Uttar Pradesh
14-15 Nov, 2017



CONTENTS

SN	Particulars	Page
1	General Information (Name, Address etc.) about The KVK	1
2	Staff Position	2-3
3	Total Land, Infrastructural Development	4-6
4	Details of district & operational Area/Villages	7-11
5	Priority/Thrust Areas	12-13
6	Technical Programme	13-14
7	Abstracts of OFT and FLD	14-19
8	On Farm Trials	19-25
9	Front Line Demonstrations	25-27
10	Details on Training (On Campus)	28-31
11	Details on Training (Off Campus)	31-33
12	Details in Consolidated (On + Off)	33-36
13	Extension Activities	37
14	Target for Production and Supply of Technological Products	38-39
15	Literature to be Developed/ Published	39-40
16	Tools used to identify Training/FLD/OFT	40
17	Field Activities	40
18	Activities of Soil and Water Testing	40
19	Target of Samples for Analysis	41
20	Linkages	41
21	Details of linkage with ATMA	42
22	Annexure-I (Details of Training Programmes)	43-49
23	Mother orchard, quality vegetable nursery production, Medicinal plant and flower plants details	50-51

DETAILS OF ACTION PLAN

(April, 2018 to March, 2019)

KVK: Gorakhpur-2

1. GENERAL INFORMATION ABOUT THE KVK

1.1. Name and address of KVK with phone, fax and e-mail

Address	Telephone		E-mail	Website
	Office	Fax		
Mahayogi Gorakhnath Krishi Vigyan Kendra, Chauk Mafi (Peppeganj), Jangal Kaudia, Gorakhpur, (U.P.)	0511- 2255453 2255454	0551- 2255455	gorakhpurkvk2@gmail.com	www.ggssgkp.in

1.2 .a. Name and address of host organization with phone, fax and e-mail

Address	Telephone		E-mail
	Office	FAX	
Guru Gorakshnath Sewa Santhan, Sri Gorakhnath Mandir, Gorakhpur	0511- 2255453, 54	0511- 2255455	gorakhpurkvk2@gmail.com

1.2.b. Status of KVK website: Yes

1.2.c. No. of Visitors (Hits) to your KVK website (as on today):






1.2.d Status of ICT lab at your KVK :




1.3. Name of Sr. Scientist and Head with phone & mobile No

Name	Telephone / Contact		
	Residence	Mobile	E-mail
Dr. Rajendra Pratap Singh	-	9532460717 9648448405	gorakhpurkvk2@gmail.com

1.4. Year of sanction: 2016

1.5. Staff Position (As on 31 May-2017)

Sl. No.	Sanctioned Post	Name of the Incumbent	Designation	Discipline	Pay Scale (Rs.)	Grade Pay	Present Basic Pay	Date of Joining	Permanent / Temporary	Cat.	Mobile	E-mail	Photo
1.	Sr. Scientist and Head	Dr. Rajendra Pratap Singh	Sr. Scientist and Head	Plant Pathology	37400-67000	9000	-	26/05/2017	Temporary	Others	9648448405 9532460717	rpskvk.22@gmail.com	
2.	SMS	Dr. Vivek Pratap Singh	SMS	Animal Science	15600-39100	5400		31.07.2017	Temporary		9415745095	vpslpm@gmail.com	
3.	SMS	Dr. Pratiksha Singh	SMS	Home Science	15600-39100	5400		01.08.2017	Temporary		9982597404	pratfrm@gmail.com	
4.	SMS	Dr. Ajit Kumar Srivastava	SMS	Horticulture	15600-39100	5400		01.08.2017	Temporary		8787264166	ajiticar@gmail.com	
5.	SMS	Dr. Rahul Kumar Singh	SMS	Agril. Extension	15600-39100	5400		01.08.2017	Temporary		9454054072	rahulrrex91@gmail.com	

6.	SMS	Mr. Avanish Kumar Singh	SMS	Agronomy	15600-39100	5400		01.08.2017	Temporary		9792099943	avanishsinghicar@gmail.com	
7.	SMS	Mr. Sandeep Prakash Upadhyay	SMS	SMS- Soil Science	15600-39100	5400		01.08.2017	Temporary		9690475529	sandeepupadhyay383@gmail.com	
8.	Programme Assistant (Computer)	Gaurav Kumar Singh	Programme Assistant	Computer	9300-34800	4200		14.08.2017	Temporary		9838674999	vishengaurav@gmail.com	
9.	Programme Assistant (Lab. Tech.)	Vacant											
10.	Assistant	Vacant											
11.	Farm Manager	Vacant											
12.	Stenographer -III	Vacant											
13.	Driver-cum-Mechanic	Vacant											
14.	Driver-cum-Mechanic	Vacant											
15.	Supporting staff Grade-I	Vacant											
16.	Supporting staff Grade-I	Vacant											

1.6. Total land with KVK (in ha): 20.056 ha

S. No.	Item	Area (ha)
1	Under Buildings	Under construction
2.	Under Demonstration Units	
3.	Under Crops	
4.	Orchard/Agro-forestry	
5.	Under fodder excellence center	
6	Others (specify)	
Total		

1.7. Infrastructural Development: to be develop

A) Buildings

S N	Name of building	Source of funding	Stage						Required New	Needs renovati on
			Complete			Incomplete				
			Completion Date	Plinth area (Sq.m)	Expenditure (Rs.)	Starting Date	Plinth area (Sq.m)	Status of construction		
1.	Administra tive Building	ICAR						Under construction		
2.	Farmers Hostel	ICAR						Under construction		
3.	Staff Quarters	ICAR						Under construction		
4.	Demonstra tion Units	ICAR								
5	Fencing	ICAR								
6	Rain Water harvesting system	-								
7	Threshing floor	ICAR								
8	Farm go- down	ICAR								
9	Irrigation channel	ICAR								
10	Integrated Farming System	ICAR								

B) Vehicles (As on 30 Sept., 2017)

Type of vehicle	Year of purchase	Cost (Rs.)	Total kms Run	Present status	Required replacement
Tractor (UP-53 CL-5201)	2017	9.55	198	Good Condition	-
Motorcycle	-	-	-	-	-
Motorcycle	-	-	-	-	-
Jeep (Mahindra Bolero)	-	-	-	-	-

C) Equipment's & AV aids: to be purchase

Name of the equipment	Year of purchase	Cost (Rs)	Present status	Required replacement
Computer with UPS				
Laser Printer (HP)				
Inkjet Printer (HP)				
Multi-Functional (HP)				
Electronic Balance				
LCD Multimedia Projector				
Over Head Projector				
Slide Projector				
Photocopier				
Multifunctional (Sharp)				
Raised Bed Planter				
Tractor Trolley				
Power Thresher				
Power Sprayer				
Zero-till seed drill-ferti Machine				
Camera (Digital Audio Sony)				
Generator				
Raised Bed Planter				
Soil Testing Machine				

GPS Receiver				
Biometric Attendance System				
Desktop Computer				
Laptop Computer				
Laser Printer				
MFP Laser Based				

1.8) Details of SAC meetings to be conducted in the year

SN	Meeting	Date
1.	Scientific Advisory Committee	-

2. DETAILS OF DISTRICT

2.1 Major farming systems/enterprises (based on the analysis made by the KVK)

S. No	Farming system/enterprise
1.	Crop Production + Livestock
2.	Crop Production + Poultry
3.	Crop Production + Fisheries
4.	Crop Production + Vegetable Production

2.2 Description of agro-ecological situations (based on soil and topography) Gorakhpur falls under north eastern plain zone. It comes under terai area.

a) Soil types

S. No	Agro-ecological situation	Characteristics	Area (ha)
1.	AES-1	Soil Type-Sandy loam	160952
2.	AES-2	Soil Type-Silty loam, Khadar Soil	121714
3.	AES-3	Soil Type-Clay Loam	52651

b) Topography

S. No	Agro ecological situation	Characteristics
1.	AES-1 (Sandy loam)	Poor water holding capacity
2.	AES-2 (Silty loam, Khadar Soil)	Medium water holding capacity
3.	AES-3 (Clay Loam)	Good water holding capacity

2.4. Area, Production and Productivity of major crops cultivated in the district (2015-16)

S. No	Crop	Area (thousand ha)	Production (thousand ton)	Productivity (Qtl /ha)
A	FIELD CROPS INCLUDING OIL SEEDS AND PULSES			
1.	Paddy	152497	202895	15.26
2.	Maize	3299	4281	12.98
3.	Jowar	27	37	13.70
4.	Bajra	369	-617	16.72
5.	Arhar	8659	4978	5.75
6.	Urd	24	09	3.73

7.	Moong	02	01	2.77
8.	Ground Nut	2547	1508	5.92
9.	Til	75	12	1.62
10.	Wheat	190499	448884	23.89
11.	Barley	708	1388	19.60
12.	Gram	668	544	8.15
13.	Pea	2766	3587	12.97
14.	Lentil	2275	2067	9.08
15.	Mustard	3492	2373	6.80
16.	Linseed	47	02	4.20
17.	Sugarcane	3955	209034	528.53
B	FRUITS			
1.	Banana	6600	264000	40.00
2.	Mango	5500	38500	07.00
3.	Guava	1550	15500	10.00
4.	Litchi	200	13000	06.50
5.	Jamun	100	500	05.00
6.	Papaya	50	500	10.00
7.	Jackfruit	40	360	09.00
8.	Citrus	20	160	08.00
C	VEGETABLES			
1.	Potato	5000	125490	250.90

2.5 Weather Data (2017-18):

Month	Rainfall (mm)	Temperature(°C)		Humidity (%)	
		Max	Min	Max	Min

2.6. Production and productivity of livestock, Poultry, Fisheries etc in the district

Category	Population	Production	Productivity
Cattle			
<i>Crossbred</i>			
<i>Indigenous</i>			
Buffalo			
Sheep			
Crossbred			
<i>Indigenous</i>			
Goats			
Pigs			
<i>Crossbred</i>			
<i>Indigenous</i>			
Rabbits	-		
Poultry			
Hens (Desi)			
<i>Cock (Desi)</i>			
<i>Improved</i>			
Ducks			
Turkey and others			

Category	Area	Production	Productivity
Fish			
<i>Marine</i>			
<i>Inland</i>			
Prawn			
Scampi			
Shrimp			

2.7 Details of Operational Area / Villages

SN	Taluka	Name of the block	Name of the village	Major crops & enterprises	Major problem identified
1.	Campierganj	Jungle Kaudia	Chauk Mafi, Badhyachouk, Madaha, Rajabari, Ranganadiha, Majhauna	Rice, Wheat, Arhar, Mustard, Gram, Potato, Tomato, Bitter Gourd, Cucumber, Pumpkin, Ridge Gourd & Cattle	Low Yield, Anestrus and malnutrition in animal, weed infestation, pod-borer in pea, chick pea, Pigeon pea, soil erosion
2.	Campierganj	Campierganj	Atkawa, Mithouri, Kalyanpur	Rice, Wheat, Arhar, Mustard, Gram, Potato, Tomato, Cucumber, Pumpkin, Banana, Mango	Introduction of HYV, Integrated Nutrient Management, Integrated Disease Management, less use of organic manure
3.	Sadar	Bhathat	Sishare	Gram, Potato, Tomato, Bottle Gourd, Cucumber, Pumpkin	Integrated Disease Management, Resource Conservation Technology, Integrated Weed Management, Seed production technology
4.	Sahjanwa	Pali	Urwa, Bhaksa, Musthafabad	Rice, Wheat, Arhar, Mustard, Gram, Potato, Tomato, Ridge Gourd, Banana, Mango, Cattle	Introduction of HYV, integrated disease/pest management, integrated nutrient management, less use of bio-fertilizer
5.	Sadar	Chargawan	Bisunpur, Jangal aurahi	Wheat, Arhar, Mustard, Gram, Potato, Tomato, Bottle Gourd, Cucumber, Pumpkin, Ridge Gourd, Banana, Mango	Integrated Nutrient Management, Integrated Pest Management, Maintenance of Old Orchard, less use of bio-fertilizer

6.	Sadar	Pipraich		Arhar, Mustard, Gram, Potato, Tomato, Bottle Gourd, Cucumber, Pumpkin, Ridge Gourd, Banana, Mango, Buffalo	Kitchen gardening for production of nutritional food by women farmers, less use of organic manure
7.	Chauri Chaura	Sadar Nagar		Rice, Wheat, Arhar, Mustard, Gram, Potato, Tomato, Bottle Gourd, Cucumber, Pumpkin, Ridge Gourd, Banana, Mango, Cow	Raising productivity of livestock by upgrading the genetic potential by artificial insemination and use of mineral mixture, proper feeding and management
8.	Sadar	Khorabar		Rice, Wheat, Arhar, Mustard, Gram, Potato, Tomato, tree plantation, Mango, goat	Post-Harvest management of food grain seed, fruits, vegetables, milk and milk products, less use of organic manure
9	Sahjanwa	Sahjanwa		Rice, Wheat, Arhar, Mustard, Gram, Potato, Tomato, Pumpkin, Ridge Gourd, Banana, Mango, Buffalo, cow	Raising productivity of livestock by upgrading the genetic potential by artificial insemination, disease and parasitic control, proper feeding and management, less use of organic manure

Priority Thrust Areas:

SN	Crop/Enterprise	Thrust area
1	Crop Production	Production Technology for kharif, rabi and zaid crop. Improved Production Technology through mechanization

2	RCT	Promotion of resource conservation technology
3	Entrepreneurship	Entrepreneurship development in rural youth
4	Drudgery reduction	Drudgery reduction technology and Drudgery reducing farm implements among farm women
5	Horticultural crops	Promotion of high value horticultural crop, Quality seed/planting material production
6	Live stock	Raising productivity of livestock, upgrading genetic potential through artificial insemination, use of mineral mixture, disease and parasitic control, proper feeding and management
7	Organic inputs production	NADEP and Vermi-composting
8	IPM	Promotion of Integrated Pest Management strategies for safe food production and environment protection
9	INM	Promotion of site specific nutrient management through INM for sustainable soil health
11	Kitchen Gardening	Nutritional security through kitchen gardening

3. TECHNICAL PROGRAMME

3. A. Details of targeted mandatory activities by KVK during 2018-19

OFT (1)		FLD (2)	
No. of OFTs	No. of Farmers	Area(ha)	Number of farmers
12	37	23.5	228

Training (3)		Extension Activities (4)	
No. of Courses	No. of Participants	No. of activities	No. of participants
114	2095	1024	7165

Seed Production (Qtl.) (5)	Planting material (Nos.) (6)	Fish seed prod.(nos) (7)	Soil Samples analyze (8)
403	23000	-	3000

Development of Soil Health Cards(Nos) (9)	Quality seed distributed (q) (10)	No of saplings distributed (11)	No of fingerlings distributed (Nos) (12)	No of livestock & poultry strains distributed (Nos) (13)
500	-	-	-	-

3. B. Abstract of interventions to be undertaken

S. No	Thrust area	Crop/ Enterprise	Identified Problem	Interventions					
				Title of OFT if any	Title of FLD if any	Title of Training if any	Title of training for extension personnel if any	Ext. activities	Supply of seeds, planting materials etc.
1	Productivity enhancement	Pigeon pea	Low yield of Pigeon pea due to use of old and mix variety	Assessment of yield performance of Pigeon pea through HYV	Promotion of high yielding variety for yield maximization	-Raised bed and skip method of sowing in pigeon pea. - Intercropping technique in pigeon pea for higher income		01	NA-2 (Seed)
2	Productivity enhancement	Chick pea	Low yield of chick pea due to severe infestation of wilt and pod borer	Assessment of IPM module in chick pea under rice-wheat production system	Promotion of high yielding chickpea variety for yield maximization	-Raised bed sowing in chickpea for higher production - Pod borer management in gram for yield intensification - Intercropping technique in chick pea for higher income	Seed production technique of chickpea	-	Seed, neem based insecticide, Trichoderma powder, carbendazim, emamectin benzoate of methomyl

3	Productivity enhancement	Paddy	Low yield of paddy due to false smut	Assessment of false smut management in paddy Assessment of Zinc with biofertilizer for enhancing nutrient use efficiency in paddy for yield maximization	Production potential establishment of paddy	-Techniques of rice cultivation SRI method - Disease management in paddy crop for higher returns Site specific nutrient management in paddy & use of bio-fertilizer - Smart nitrogen management in paddy through leaf colour chart - Use of balanced dose of chemical fertilizer and bio-fertilizer in paddy	Integrated nutrient management in paddy for increasing nutrient use efficiency	-	Fungicide; Zinc sulphate/ Micronutrient (foliar spray) Biofertilizer, seed
4	Productivity enhancement	Wheat	Low yield of wheat due No use of RCT		Production potential establishment of wheat	- Wheat + Sugarcane: an innovative approach for doubling income of farmers - INM in wheat for higher production & returns - Enhancing wheat production through furrow irrigation Raised bed technology -INM in wheat	Seed production technology of wheat		Seed+ Zero tillage machine

5	Productivity enhancement	Green gram	Low yield in Green gram due to use of imbalance dose of fertilizer	Assessment of efficient use of fertilizer with bio-fertilizer in green gram	-	-Cultural pest management practices in summer pulses for higher returns - Use of biofertilizer for enhancing nutrient use efficiency in pulse crop	-	-	Biofertilizer
6	Varietal evaluation of oilseed crop	Mustard	Low yield of mustard due to improper nutrient management	-	Production potential establishment of mustard		-	01	HYV Giriraj (seed)
7	Nutrient management in cauliflower	Cauliflower	Low yield in Cauliflower due to no use of micronutrients & High yielding variety	Assessment of efficient use of nutrient with HYV for Higher income	-	-	-	-	Seed and soluble fertilizer
8	Varietal evaluation	Tomato	Low yield in tomato due to use of low yielding variety	Assessment of efficient use of Ferrrous Ammonium Sulphate with HVY for yield maximization.	-	Use of drip irrigation for efficient use of water in tomato/chilli crop for higher monetary returns	-	-	Seed & Ferrrous Ammonium Sulphate
9	Intercropping	Banana	Less profitable due to grown sole crop.		Promotion of high return with vegetable intercropping	Intercropping of vegetables with Banana crop for doubling income - Increasing higher income in banana through use of IPM technology			Vegetable seed
10	Varietal evaluation	Bitter gourd	Take more profit with Machan system		Promotion of Machan system for Bitter gourd	-Use of trellis system in Bottlegourd & Bittergourd production for higher income - INM in cucurbitaceous crop for income generation - Off season seedling of Bottle gourd,			Seed

						Bitter gourd & Cucumber production for maximizing the monetary returns - INM in cucurbitaceous crop			
11	Fodder management	Berseem	Low yield and improper fodder management	-	Establishment of production potential through HYV fodder variety		-		Seed
12	Fodder management	Sorghum	Low yield and improper fodder management		Establishment of production potential through HYV fodder variety				Seed
13	Nutrient management	Buffalo	Low milk yield in dairy animals' due to deficiency of micronutrients and infestation of endo-parasite	Feeding of mineral mixture and de-wormer to enhance milk production		-Preparation of balance ration for milch animal -Ideal animal husbandry for milk production & income generation			Mineral mixture, De-wormer
14	Nutrient management	Cow	High incidence of infertility in cows	Assessment of UMMB animal feed supplementation to control the infertility					UMMB
15	Drudgery reduction	Seasonal Vegetable harvesting	Drudgery reduction through equipment						
16	Promotion of ITK materials	ITK material	Low hemoglobin level among adolescent girls	Assessment of drumstick leaf powder as remedy of low hemoglobin level among adolescent girls	-	-	-	-	Drumstick leaf powder
17	Promotion of drudgery reducing tools (HS)	Drudgery reduction	High consumption of time and labour cost in de-husking groundnut of groundnut	Assessment of drudgery reducing equipment (groundnut decorticator) de-husking groundnut	- Drudgery reduction through equipment in vegetable crops	Problem and remedies through use of drudgery reducing tools among vegetable growers	-	-	Groundnut decorticator Seed, Plucker & picking bag

						Mitigating hardship of rural farm women in paddy crops			
--	--	--	--	--	--	--	--	--	--

3.1 Technologies to be assessed and refined

A.1 Abstract on the number of technologies to be assessed in respect of crops

Thematic areas	Cereals	Oilseeds	Pulses	Commercial Crops	Vegetables	Fruits	Flower	Plantation crops	Tuber Crops	TOTAL
Varietal Evaluation		1	1							2
Seed / Plant production										
Weed Management										
Integrated Crop Management					2					2
Integrated Nutrient Management	1		1							2
Integrated Farming System										
Mushroom cultivation										
Drudgery reduction		1								1
Farm machineries										
Value addition										
Integrated Pest Management			1							1
Integrated Disease Management	1									1
Resource conservation technology										
Small Scale income generating enterprises										
ITK					1					1
TOTAL	2	2	3		3					10

A.2 Abstract on the number of technologies to be refined in respect of crops

Thematic areas	Cereals	Oilseeds	Pulses	Commercial Crops	Vegetables	Fruits	Flower	Kitchen garden	Tuber Crops	TOTAL
Varietal Evaluation										
Seed / Plant production										
Weed Management										
Integrated Crop Management										
Integrated Nutrient Management										
Integrated Farming System										
Mushroom cultivation										
Drudgery reduction										
Farm machineries										
Post Harvest Technology										

A.3. Abstract on the number of technologies to be assessed in respect of livestock / enterprises

Thematic areas	Cattle	Poultry	Sheep	Goat	Piggery	Wormi culture	Fisheries	TOTAL
Evaluation of Breeds								
Nutrition Management	1							1
Disease of Management	1							1
TOTAL	2							2

A.4. Abstract on the number of technologies to be refined in respect of livestock / enterprises

Thematic areas	Cattle	Poultry	Sheep	Goat	Piggery	Rabbitary	Fisheries	TOTAL
Evaluation of Breeds								
Nutrition Management								
Disease of Management								
Value Addition								
Production and Management								
Feed and Fodder								
Small Scale income generating enterprises								
TOTAL								

3.1 Details of ON FARM TRIALS (Based on soil test analysis)

OFT-1

Particulars	Contents
Title	Assessment of false smut management in paddy
Problem diagnosed	False smut has recently become an important disease in paddy and substantially yield loss
Micro farming situation	Sandy loam, low water-holding capacity, imbalance use of fertilizer, mini-deep tube well, low productivity
Details of technology identified for solution	T1-Farmers practice (No control measure adopted/improper use of fungicides) T2-Integrated approach: (i) Keep the field clean/free from weeds especially barnyard grass (<i>Echinochloa crusgalli</i>) and <i>Digitaria marginata</i> (ii) Remove infected panicle carefully (iii) Spraying of tebuconazole 25.9%EC @ 0.1% during panicle initiation (booting stage)
No. of farmers	04

Replications	04
Area	1000 sqm
Critical inputs	Fungicide, Herbicide
Production system	Paddy-Wheat-Mung bean
Source of technology	IARI and PAU
Total Cost	Rs. 4000- (Approx.)
Observation to be recorded	No. of infected panicle/hill, No. of infected panicle/m ² , Average yield (q/ha)
Reaction of the farmers	Acceptability/ compatibility of technology

OFT-2

Particulars	Contents
Title	Assessment of IPM strategies for pod borer management in chick pea
Problem diagnosed	Wilt and pod borer are major biotic stresses in the region and it causes serious losses in yield
Micro farming situation	Sandy loam, low in organic matter, saline pH, low water-holding capacity, imbalance use of fertilizer, mini deep tube well, low productivity
Details of technology identified for solution	T1-Farmers practice (No control measure adopted/improper use of Pesticides) T2-:IPM strategies (i)Seed treatment with Trichoderma @ 10 gm/kg seed (ii) Line sowing + coriander (10:1) or linseed (2:1) (iii) Application of neem based products containing 1500 ppm@ 3 litre/ ha at 50% flowering (iv) Spray of Methomyl 40% SP @ 1.25 litre/ha at 50% flowering and at 50% pod filling stage
No. of farmers	04
Replications	04
Area	4000 sqm
Critical inputs	Seed (Var. RSG-963), Neem based insecticides, Trichoderma viridi powder carbendazim, Emamectin benzoate or Methomyl
Production system	Paddy-Chickpea +Inter cropping with coriander/Sugarcane
Source of technology	NCIPM, New Delhi
Total Cost	Rs. 5000/- (Approx.)
Observation to be recorded	No. of affected plant/m ² , No. of damaged pod/plant, Average yield (q/ha)
Reaction of the farmers	Acceptability/ compatibility of technology

OFT-3

Particulars	Contents
Title	Assessment of drumstick leaf powder as remedy of low hemoglobin level among adolescent girls
Problem diagnosed	Low hemoglobin level among adolescent girls
Micro situation	-
Details of technology identified for solution	T ₁ - Prevailing Practices (no use of Aonla & drum stick leaf Powder) T ₂ - Iron supplement as Aonla Powder (10g/day) T ₃ - Drum stick leaf Powder (10g/day)
No. of farmers	9
Replications	9

Critical inputs	Drum stick powder, aonla powder
Source of technology	Ayurved College, Sardar Shahar, Rajsthan
Total Cost	Rs. 3000/- (Approx)
Observation to be recorded	Pre-and post blood test
Reaction of the farmers	<ul style="list-style-type: none"> • Acceptability of technology to farmers • Increased hemoglobin label

OFT-4

Particulars	Contents
Title	Assessment of drudgery reducing equipment (groundnut decorticator) de-husking groundnut
Problem diagnosed	High consumption of time and labour cost in de-husking groundnut of groundnut
Possible Solution	Use of groundnut decorticator for drudgery reduction
Farming situation	Irrigated
Details of technology identified for solution	T ₁ - Prevailing Practices T ₂ -Use of groundnut decorticator
No. of farmers	03
Replications	03
Critical inputs	groundnut decorticator
Production system and thematic area	Location specific drudgery reduction
Source of technology	CIAE, Bhopal
Total Cost	Rs. 7000/- (Approx)
Observation to be recorded	Technical: Time and tool factor Economical: Cost of labour and C:B ratio Social: Acceptability of farmers
Reaction of the farmers	Acceptability of technology among farmers Compatibility in the existing cropping system

OFT-5

Particulars	Contents
Title	Feeding of mineral mixture and de-wormer to enhance milk production
Problem diagnosed	Low milk yield in dairy animals' due to deficiency of micronutrients and infestation of endo-parasite
Farming situation	Buffalo
Details of technology identified for solution	T ₁ - Farmers Practice T ₂ - Feeding of mineral mixture (50gm per animal per day) and de-wormer (Ivermectin 1 tab/ animal/ trimester)
No. of farmers	5
Replications	5
Duration	120 days
Critical inputs	Mineral mixture, De-wormer
Production system and thematic area	Crop production-dairy farming
Source of technology	Veterinary College NDUAT, Kumarganj, Faizabad

Total Cost	Rs 8000.00/-
Observation to be recorded	<ul style="list-style-type: none"> • Milk Yield • Occurrence of heat after parturition (days) • BCR • Physical Parameter (health)
Reaction of the farmers	Acceptability & compatibility

OFT-6

Particulars	Contents
Title	Assessment of Urea Molasses Mineral Brick animal feed supplementation to control the infertility
Problem diagnosed	High incidence of infertility in cows
Farming situation	Mixed farming
Details of technology identified for solution	T ₁ - Farmers Practice (Salt) T ₂ - Use of UMMB @ 1 brick for 7 days/ animal
No. of farmers	5
Replications	5
Duration	120 days
Critical inputs	UMMB
Production system and thematic area	Dairy nutrient management
Source of technology	IVRI, Izatnagar, Bareilly
Total Cost	Rs 14000.00/-
Observation to be recorded	<ul style="list-style-type: none"> • Body weight gain • Conception rate • Estrous cycle regularity • B:C ratio
Reaction of the farmers	Acceptability & compatibility

OFT-7

Particulars	Contents
Title	Assessment of efficient use of nutrient with High yielding cauliflower variety for Higher income
Problem diagnosed	Low yield of Cauliflower due to imbalance use of micronutrients
Micro farming situation	Sandy loam, low water-holding capacity, imbalance use of fertilizer, tube well, low productivity
Details of technology identified for solution	T ₁ - Farmers practice T ₂ - High yielding cauliflower variety (Pusa sharad) with balance use of fertilizer N:P:K kg/ha (100:60:60) and spray of soluble fertilizer 18:18:18 NPK @ 0.5% at 20, 30 DAT
No. of farmers	04
Replications	04
Area	4000 sqm
Critical inputs	Seed and soluble fertilizer
Production system	Cucurbits- Cauliflower
Source of technology	IIVR, Varanasi
Total Cost	Rs. 5000.00 (Approx)
Observation to be	Yield, % increase in yield & BCR

recorded	
Reaction of the farmers	Acceptability of technology to farmers

OFT-8

Particulars	Contents
Title	Assessment of efficient use of Ferrrous Ammonium Sulphate with HVY for yield maximization.
Problem diagnosed	Low yield of tomato due less nutrient management
Micro farming situation	Sandy loam, low water holding capacity, imbalance use of fertilizer, tube well, low productivity
Details of technology identified for solution	T1:- Farmers practice T2:- HYV (hybrid-Kashi Adarsh)+ Raised bed 50 Px60R spacing + Staking + Root dip in Azotobactor @ 1% solution + NPK(120:50:40) on soil taste basis and spray of FAS (Ferrous Ammonium Sulphate) @ 20 ppm at 30, 45 & 75 DAT
No. of farmers	04
Replications	04
Area	4000 sqm
Critical inputs	Seed & Ferrous Ammonium Sulphate
Production system	Cucurbits-Tomato
Source of technology	IIVR, Varanasi
Total Cost	Rs. 5000.00 (Approx)
Observation to be recorded	Yield (q/ha), No. of fruits/plant, % increase in yield, BCR
Reaction of the farmers	Acceptability of technology to farmers

OFT-9

Particulars	Contents
Title	Assessment of efficient use of fertilizer with bio-fertilizer in green gram
Problem diagnosed	Low yield in Green gram due to use of imbalance dose of fertilizer
Micro farming situation	Sandy loam, imbalance use of fertilizer, low productivity, irrigated
Details of technology identified for solution	T1-Farmers practice (imbalanced fertilizer and no use of bio-fertilizer) T2-15:40:20:20::N:P:K:S kg/ha (Farmers share) + PSB @ 5kg/ha
No. of farmers	03
Replications	03
Area	6000 sqm
Critical inputs	Bio Fertilizer
Production system	Rice-wheat
Source of technology	AICRP on major nutrients
Total Cost	Rs. 4000/- (Approx.)
Observation to be recorded	Nodule number, nodule weight, Yield (q/ha.), % increase in yield
Reaction of the farmers	Acceptability of technology among farmers Compatibility in the existing cropping system

OFT-10

Particulars	Contents
Title	Assessment of Zinc with biofertilizer for enhancing nutrient use efficiency in paddy for yield maximization.
Problem diagnosed	Low yield paddy due to use of imbalance dose of fertilizer
Micro farming situation	Sandy loam, imbalance use of fertilizer, low productivity, irrigated
Details of technology identified for solution	T1-Farmers practice (imbalanced fertilizer and no use of bio-fertilizer) T2-100:40:40:25::N:P:K:Zn kg/ha (Farmers share) + Azotobacter @ 5kg/ha
No. of farmers	03
Replications	03
Area	6000 sqm
Critical inputs	Zinc, biofertilizer
Production system	Rice-wheat
Source of technology	AICRP on major nutrients
Total Cost	Rs. 4000/- (Approx.)
Observation to be recorded	Number of tillers/plant, plant height, number of grains/spike, BCR, % increase in yield, yield (q/ha.),
Reaction of the farmers	Acceptability of technology among farmers Compatibility in the existing cropping system

OFT-11

Particulars	Contents
Title	Assessment of yield performance of Pigeon pea through HYV
Problem diagnosed	Low yield due to use of old & mixed varieties
Micro farming situation	Sandy loam, Rainfed
Details of technology identified for solution	T ₁ -Farmers practices T ₂ - IPA 203 T ₃ - NA-2
No. of farmers	03
Replications	03
Area	4000 sqm
Critical inputs	Seed
Production system	Pigeon pea-Paddy

Source of technology	AICRP on micronutrients
Total Cost	Rs. 8000- (Approx.)
Observation to be recorded	Plant height, No. of pods/plant, Grain per pod, grain yield, B.C. ratio
Reaction of the farmers	Acceptability of technology among farmers Compatibility in the existing cropping system

OFT-12

Particulars	Contents
Title	Assessment of yield performance of Mustard through HYV
Problem diagnosed	Low yield of mustard due to use of old mixed variety.
Micro farming situation	Sandy loam, low water-holding capacity, imbalance use of fertilizer, mini-deep tube well, low productivity
Details of technology identified for solution	T ₁ -farmers Practice (Old mixed variety Varuna, NDR- 8501) T ₂ -Giriraj T ₃ -Pusa Vijay
No. of farmers	04
Replications	04
Area	6000 sqm
Critical inputs	Seed
Production system	Early Paddy-Mustard
Source of technology	IARI
Total Cost	Rs. 7000/- (Approx)
Observation to be recorded	Plant height (cm), No. of tillers, Panicle length, spikelets, grain/plant, Grain yield, B:C ratio
Reaction of the farmers	Acceptability of technology to farmers

3.2 Frontline Demonstrations

A. Details of FLDs to be organized (Based on soil test analysis)

SN	Crop/Variety	Thematic area	Technology for demonstration	Critical inputs	Season and year	Area (ha)/No.	No. of farmers/demos	Parameters identified Yield/Profit/Other technological parameters	Budget required (Rs)
1.	Mustard	Varietal evaluation	Paddy-Mustard Var. Pusa vijay + Sulphur (30kg/ha) + Intercropping with sugarcane	Mustard Seed + Sulpuur	Rabi-2018	2.0	14	Plants height, No. of branches, No. of siliquae, Pod length, Grain yield and B.C. ratio	7000
2.	Paddy	Varietal evaluation	HYV-Co-51 (Transplanting with paddy Transplanter)-	seed	Kharif 2018	4.0	30	No. of tillers/hill, Grain yield and B.C. ratio	7000

			Sugarcane + Mustard						
3.	Wheat	Nutrient management	Paddy-Wheat Var. HD 2967+120:60:40::N:P:K + VAM @ 10kg+500kg FYM/ha-Mung bean	Seed +VAM	Rabi 2018	3.0	10	Plants height, No. of branches, Grain yield and B.C. ratio	12000
4.	Banana	Intercropping	Banana + Paddy var. CO-51-Late cauliflower-Mung bean	Cauliflower seedling	Rabi-2018	0.5	10	Yield, B:C ratio, % increase in yield	5000
5.	Bitter gourd	Machan cultivation	Machan cultivation with HYV (Kashi Urvashi)-wheat-Mung bean	seed	Kharif -2018	0.5	10	Yield, net return, B:C ratio	5000
6.	Potato	Varietal evaluation	Maize-Sugarcane + Potato-Ratoon	seed	Rabi-2018	0.5	4	Grain yield, Cost of cultivation, gross return, net return, B:C ratio, %increase in yield	25000
7.	Chickpea	Nutrient management in chick pea	Paddy-Chickpea var. GNG-1581+Balance dose of fertilizer (12:40:30:30:10::N:P:K:S:B) Kg/ha + intercropping with coriander-Mung bean	Fertilizer (Farmers share), Borax, 10 kg/ha	Rabi-2018	2.5	10	Yield (q/ha), no. of seeds/pod, plant height, no. of pods/plant	7000
8.	Berseem	Feed & Fodder	Berseem var. BB-2-Paddy	Seed + Rhizobium	Rabi 2018	4.0	30	Fodder yield (q/ha)	20000

9.	Sorghum	Feed & Fodder	Pusa Chari-615-wheat-mung bean	Seed	Summer & Kharif -2108	4.0	30	Fodder yield (q/ha)	13000
10.	Seasonal vegetables	Low nutritional status	Kitchen garden	Seeds & saplings	Rabi 2018	50 no.	50	Nutritional level, consumption and savings of vegetables/family	5000
11.	Vegetable Harvesting kit	Harvesting of vegetables	Bhindi plucker, vegetable picking bag,	Bhindi Plucker & picking bag	Rabi	10 no.	10	Time, energy and money saving	5000
12.	Paddy	Nutrient management	Paddy + Balanced dose of fertilizer and use of ZnSO ₄ (N:P:K::120:60:40 farmers share) + 25 kg ZnSo ₄ kg/ha-Wheat-Mung bean	Zinc sulphate	Kharif 2018	1.0	10	No. of tillers/hill, Grain yield and B.C. ratio	3000
						21.5	214		

Sponsored Demonstration (C-FLD)

Crop	Variety	Area(ha)	No. of farmers
Mustard	Giriraj	60	150
Pigeon pea	NA-2/IPA 203	60	150
Chickpea	GNG 1581	20	50
	Total	140	350

B. Extension and Training activities under FLD

SN	Activity	No. of activities	Month	Number of participants
1	Field days			
	(a) Chick Pea	1	March,19	40
	(b) Mustard	2	Feb,19	80
	(c) Paddy	1	Oct, 18	40
	(e) Pigeon pea	3	Mar, 19	120
	(f) Berseem	1	Mar, 19	40
2	Farmers Training			
	(a) Paddy			
	(b) Pigeon pea	1	June, 18	25

SN	Activity	No. of activities	Month	Number of participants
	(c) Chick Pea	1	Oct, 18	20
	(d) Mustard	1	Oct, 18	25
	(e) Berseem	1	Oct,-18	25
3	Media coverage	25		Mass
4	Training for extension functionaries			

C. Details of FLD on Enterprises

(i) Farm Implements:

Name of the implement	Crop	Season and year	No. of farmers	Area (ha)	Critical inputs	Performance parameters / indicators	*Data on parameter in relation to technology demonstrated	
							Demon.	Local check
ZT Machine	Wheat	Rabi 2018-19	14	2	seed	Labour reduction (Man days) Cost reduction (Rs./ha)		

(ii) Livestock Enterprises

Enterprise	Breed	No. of farmers	No. of animals, poultry birds etc.	Critical input	Performance parameters / Indicators	Budget required (Rs)

3.3 Training (Including the sponsored and FLD training programmes):

A) ON Campus (PF)

Thematic Area	No. of Courses	No. of Participants						Grand Total
		Others			SC/ST			
		Male	Female	Total	Male	Female	Total	
(A) Farmers & Farm Women								
I Crop Production								
Weed Management								
Resource Conservation Technologies	3	54	0	54	6	0	6	60
Cropping Systems								
Crop Diversification	1	18	0	18	2	0	2	20
Integrated Farming								
Water management								
Seed production								
Nursery management								
Integrated Crop Management	2	36	0	36	4	0	4	40
Fodder production								
Production of organic inputs								
Total	6	108	0	108	12	0	12	120
II Horticulture								
a) Vegetable Crops								
Production of low volume and high value crops	04	56	10	66	11	3	14	80
Off-season vegetables								
Nursery raising	01	12	3	15	3	2	5	20
Exotic vegetables like Broccoli								
Export potential vegetables								
Grading and standardization								
Protective cultivation (Green Houses, Shade Net etc.)								
Total	05	68	13	81	14	5	19	100
b) Fruits								
Training and Pruning								
Layout and Management of Orchards								
Cultivation of Fruit								
Management of young plants/orchards								
Rejuvenation of old orchards								
Export potential fruits								
Micro irrigation systems of orchards								
Plant propagation techniques								
c) Ornamental Plants								
Nursery Management								
Management of potted plants								
Export potential of ornamental plants								
Propagation techniques of Ornamental Plants								
d) Plantation crops								
Production and Management technology								
Processing and value addition								
e) Tuber crops								
Production and Management technology								
Processing and value addition								
f) Spices								
Production and Management technology								
Processing and value addition								
g) Medicinal and Aromatic Plants								
Nursery management								
Production and management technology								
Post harvest technology and value addition								
III Soil Health and Fertility Management								
Soil fertility management								
Soil and Water Conservation								
Integrated Nutrient Management	2	36	0	36	4	0	4	40
Production and use of organic inputs								
Management of Problematic soils								
Micro nutrient deficiency in crops								
Nutrient Use Efficiency	2	36	0	36	4	0	4	40
Soil and Water Testing	1	18	0	18	2	0	2	20
Total	5	90	0	90	10	0	10	100
IV Livestock Production and Management								
Dairy Management								
Poultry Management								
Piggery Management								
Rabbit Management/goat								

Disease Management	1	18	0	18	2	0	2	20
Feed management	3	54	0	54	6	0	6	60
Production of quality animal products								
Total	4	72	0	72	8	0	8	80
V Home Science/Women empowerment								
Household food security by kitchen gardening and nutrition gardening	1	0	10	10	0	5	5	15
Design and development of low/minimum cost diet								
Designing and development for high nutrient efficiency diet								
Minimization of nutrient loss in processing								
Gender mainstreaming through SHGs								
Storage loss minimization techniques								
Value addition								
Income generation activities for empowerment of rural Women								
Location specific drudgery reduction technologies								
Rural Crafts								
Women and child care	1	0	10	10	0	5	5	15
Post Harvest Management	1	0	10	10	0	5	5	15
Total	3	0	30	30	0	15	15	45
VI Agril. Engineering								
Installation and maintenance of micro irrigation systems								
Use of Plastics in farming practices								
Production of small tools and implements								
Repair and maintenance of farm machinery and implements								
Small scale processing and value addition								
Post Harvest Technology								
VII Plant Protection								
Integrated Pest Management	2	30	4	34	4	2	6	40
Integrated Disease Management	1	15	2	17	2	1	3	20
Bio-control of pests and diseases								
Production of bio control agents and bio pesticides								
Total	3	45	6	51	6	3	9	60
VIII Fisheries								
Integrated fish farming								
Carp breeding and hatchery management								
Carp fry and fingerling rearing								
Composite fish culture								
Hatchery management and culture of freshwater prawn								
Breeding and culture of ornamental fishes								
Portable plastic carp hatchery								
Pen culture of fish and prawn								
Shrimp farming								
Edible oyster farming								
Pearl culture								
Fish processing and value addition								
IX Production of Inputs at site								
Seed Production								
Planting material production								
Bio-agents production								
Bio-pesticides production								
Bio-fertilizer production								
Vermi-compost production								
Organic manures production								
Production of fry and fingerlings								
Production of Bee-colonies and wax sheets								
Small tools and implements								
Production of livestock feed and fodder								
Production of Fish feed								
X Capacity Building and Group Dynamics								
Leadership development	1	18	0	18	2	0	2	20
Group dynamics								
Formation and Management of SHGs	1	18	0	18	2	0	2	20
Mobilization of social capital	1	18	0	18	2	0	2	20
Entrepreneurial development of farmers/youths	1	18	0	18	2	0	2	20
WTO and IPR issues	2	36	0	36	4	0	4	40
Total	6	108	0	108	12	0	12	120
XI Agro-forestry								
Production technologies								
Nursery management								
Integrated Farming Systems								
XII Others (Pl. Specify)								

	GT (PF)	32	491	49	540	62	23	85	625
TOTAL									
(B) RURAL YOUTH									
Mushroom Production	01	7	-	7	2	1	3	10	
Bee-keeping									
Integrated farming									
Seed production (Hort/Agron)	02	23	02	25	05	-	05	30	
Production of organic inputs (SS)	02	30	0	30	0	0	0	30	
Integrated Farming (Medicinal)									
Planting material production	1	04	-	04	1	-	1	05	
Vermi-culture (SS)									
Sericulture									
Protected cultivation of vegetable crops									
Commercial fruit production									
Repair and maintenance of farm machinery and implements									
Nursery Management of Horticulture crops									
Training and pruning of orchards									
Value addition									
Production of quality animal products									
Dairying	02	30	0	30	0	0	0	30	
Sheep and goat rearing									
Quail farming									
Piggery									
Rabbit farming									
Poultry production									
Ornamental fisheries									
Para vets									
Para extension workers									
Composite fish culture									
Freshwater prawn culture									
Shrimp farming									
Pearl culture									
Cold water fisheries									
Fish harvest and processing technology									
Fry and fingerling rearing									
Small scale processing	1	10	0	10	5	0	5	15	
Post Harvest Technology	1	0	10	10	0	5	5	15	
Tailoring and Stitching									
Rural Crafts	1	0	10	10	0	5	5	15	
TOTAL	11	104	22	126	13	11	24	150	
(C) Extension Personnel									
Productivity enhancement in field crops(Agro)	02	30	0	30	0	0	0	30	
Integrated Disease Management (PP)	1	15	0	15	0	0	0	15	
Integrated Pest Management(PP)	1	15	0	15	0	0	0	15	
Integrated Nutrient management (SS)	04	60	0	60	0	0	0	60	
Integrated Crop Management	04	53	0	53	5	2	7	60	
Cultivation of fruit									
Rejuvenation of old orchards									
Off-Season Vegetable Production									
Protected cultivation technology (Hort)									
Formation and Management of SHGs									
Group Dynamics and farmers organization									
Information networking among farmers	04	60	0	60	0	0	0	60	
Capacity building for ICT application									
Care and maintenance of farm machinery and implements									
WTO and IPR issues									
Management in farm animals	01	15	0	15	0	0	0	15	
Livestock feed and fodder production									
Household food security	01	15	0	15	0	0	0	20	
Women and Child care (HS)									
Low cost and nutrient efficient diet designing (HS)	01	15	0	15	0	0	0	20	
Production and use of organic inputs (SS)									
Gender mainstreaming through SHGs									
Feed Management (AS)									
Disease Management(AS)	01	15	0	15	0	0	0	15	
Bio-control of pest and diseases									
Soil and Water Testing									
Management of problematic soil									

Micronutrient Deficiency in Crop								
TOTAL	20	293	0	293	7	0	7	300
G. Total PF+RY+EF	63	888	71	959	82	34	116	1075

B) OFF Campus (PF)

Thematic Area	No. of Courses	No. of Participants						Grand Total
		Others			SC/ST			
		Male	Female	Total	Male	Female	Total	
(A) Farmers & Farm Women								
I Crop Production								
Weed Management	1	15	2	17	2	1	3	20
Resource Conservation Technologies	2	30	4	34	4	2	6	40
Cropping Systems								
Crop Diversification	1	15	2	17	2	1	3	20
Integrated Farming								
Water management								
Seed production								
Nursery management								
Integrated Crop Management	3	45	6	51	6	3	9	60
Fodder production								
Production of organic inputs								
Total	7	105	14	119	14	7	21	140
II Horticulture								
a) Vegetable Crops								
Production of low volume and high value crops	2	30	4	34	4	2	6	40
Off-season vegetables	1	15	2	17	2	1	3	20
Nursery raising	1	15	2	17	2	1	3	20
Exotic vegetables like Broccoli								
Export potential vegetables								
Grading and standardization								
Protective cultivation (Green Houses, Shade Net etc.)								
b) Fruits								
Training and Pruning								
Layout and Management of Orchards								
Cultivation of Fruit	3	45	6	51	6	3	9	60
Management of young plants/orchards								
Rejuvenation of old orchards								
Export potential fruits								
Micro irrigation systems of orchards								
Plant propagation techniques								
c) Ornamental Plants								
Nursery Management								
Management of potted plants								
Export potential of ornamental plants								
Propagation techniques of Ornamental Plants								
d) Plantation crops								
Production and Management technology								
Processing and value addition								
e) Tuber crops								
Production and Management technology								
Processing and value addition								
f) Spices								
Production and Management technology								
Processing and value addition								
g) Medicinal and Aromatic Plants								
Nursery management								
Production and management technology								
Post harvest technology and value addition								
Total	7	105	14	119	14	7	21	140
III Soil Health and Fertility Management								
Soil fertility management								
Soil and Water Conservation								
Integrated Nutrient Management	02	30	04	34	4	2	06	40
Production and use of organic inputs	03	45	06	51	6	3	09	60
Management of Problematic soils								
Micro nutrient deficiency in crops								
Nutrient Use Efficiency	02	30	04	34	4	2	06	40

Soil and Water Testing	01	15	02	17	2	1	03	20
Total	08	120	16	136	16	8	24	160
IV Livestock Production and Management								
Dairy Management	01	15	2	17	2	1	3	20
Poultry Management								
Piggery Management								
Rabbit Management /goat								
Disease Management	04	60	8	68	8	4	12	80
Feed management	03	45	6	51	6	3	9	60
Production of quality animal products								
Total	8	120	16	136	16	8	24	160
V Home Science/Women empowerment								
Household food security by kitchen gardening and nutrition gardening								
Design and development of low/minimum cost diet	1	0	15	15	0	5	5	20
Designing and development for high nutrient efficiency diet								
Minimization of nutrient loss in processing								
Gender mainstreaming through SHGs	1	0	15	15	0	5	5	20
Storage loss minimization techniques	1	0	15	15	0	5	5	20
Value addition	3	0	45	45	0	15	15	60
Income generation activities for empowerment of rural Women	2	0	30	30	0	10	10	40
Location specific drudgery reduction technologies	1	0	15	15	0	5	5	20
Rural Crafts								
Women and child care								
Total	9	0	135	135	0	45	45	160
VI Agril. Engineering								
Installation and maintenance of micro irrigation systems								
Use of Plastics in farming practices								
Production of small tools and implements								
Repair and maintenance of farm machinery and implements								
Small scale processing and value addition								
Post Harvest Technology								
VII Plant Protection								
Integrated Pest Management	1	15	2	17	2	1	3	20
Integrated Disease Management	2	30	4	34	4	2	6	40
Bio-control of pests and diseases	1	15	2	17	2	1	3	20
Production of bio control agents and bio pesticides								
Total	4	60	8	68	8	4	12	80
VIII Fisheries								
Integrated fish farming								
Carp breeding and hatchery management								
Carp fry and fingerling rearing								
Composite fish culture								
Hatchery management and culture of freshwater prawn								
Breeding and culture of ornamental fishes								
Portable plastic carp hatchery								
Pen culture of fish and prawn								
Fish processing and value addition								
IX Production of Inputs at site								
Seed Production								
Planting material production (Horti.)								
Bio-pesticides production								
Vermi-compost production (Horti.)								
Organic manures production (A.S.)								
Production of fry and fingerlings								
Production of Bee-colonies and wax sheets								
Small tools and implements								
Production of livestock feed and fodder								
Production of Fish feed								
X Capacity Building and Group Dynamics								
Leadership development	1	18	0	18	2	0	2	20
Group dynamics								
Formation and Management of SHGs	1	18	0	18	2	0	2	20
Mobilization of social capital	3	54	0	54	6	0	6	60

Entrepreneurial development of farmers/youths	1	18	0	18	2	0	2	20
WTO and IPR issues	2	36	0	36	4	0	4	40
Total	8	144	0	144	16	0	16	160
XI Agro-forestry								
Production technologies								
Nursery management								
Integrated Farming Systems (Agro)								
XII Others (Pl. Specify)								
TOTAL	51	654	203	857	84	79	163	1000

C) Consolidated table (ON and OFF Campus)

Thematic Area	No. of Courses	No. of Participants						
		Others			SC/ST			Grand Total
		Male	Female	Total	Male	Female	Total	
(A) Farmers & Farm Women								
I Crop Production								
Weed Management	1	15	2	17	2	1	3	20
Resource Conservation Technologies	5	84	4	88	10	2	12	100
Cropping Systems								
Crop Diversification	2	33	2	35	4	1	5	40
Integrated Farming								
Water management								
Seed production								
Nursery management								
Integrated Crop Management	5	81	6	87	10	3	13	100
Fodder production								
Production of organic inputs								
Total	13	213	14	227	26	7	33	260
II Horticulture								
a) Vegetable Crops								
Production of low volume and high value crops	6	86	14	100	15	5	20	120
Off-season vegetables	1	15	2	17	2	1	3	20
Nursery raising	2	27	5	32	5	3	8	40
Exotic vegetables like Broccoli								
Export potential vegetables								
Grading and standardization								
Protective cultivation (Green Houses, Shade Net etc.)								
b) Fruits								
Training and Pruning								
Layout and Management of Orchards								
Cultivation of Fruit	3	45	6	51	6	3	9	60
Management of young plants/orchards								
Rejuvenation of old orchards								
Export potential fruits								
Micro irrigation systems of orchards								
Plant propagation techniques								
c) Ornamental Plants								
Nursery Management								
Export potential of ornamental plants								
Propagation techniques of Ornamental Plants								
d) Plantation crops								
Production and Management technology								
Processing and value addition								
e) Tuber crops								
Production and Management technology								
Processing and value addition								
f) Spices								
Production and Management technology								
Processing and value addition								
g) Medicinal and Aromatic Plants								
Nursery management								
Production and management technology								
Post harvest technology and value addition								
Total	12	173	27	200	28	12	40	240
III Soil Health and Fertility Management								
Soil fertility management								
Soil and Water Conservation								

Integrated Nutrient Management	04	66	04	70	8	2	10	80
Production and use of organic inputs	03	45	06	51	6	3	09	60
Management of Problematic soils								
Micro nutrient deficiency in crops								
Nutrient Use Efficiency	04	66	04	70	8	2	10	80
Soil and Water Testing	02	33	02	35	4	1	05	40
Total	13	210	16	226	26	8	34	260
IV Livestock Production and Management								
Dairy Management	1	15	2	17	2	1	3	20
Poultry Management								
Piggery Management								
Rabbit Management/goat								
Disease Management	5	75	10	85	10	5	16	100
Feed management	6	90	12	92	12	6	18	100
Production of quality animal products								
Total	12	180	24	204	24	12	36	240
V Home Science/Women empowerment								
Household food security by kitchen gardening and nutrition gardening	1	0	10	10	0	5	5	15
Design and development of low/minimum cost diet	1	0	15	15	0	5	5	20
Designing and development for high nutrient efficiency diet								
Minimization of nutrient loss in processing								
Gender mainstreaming through SHGs	1	0	15	15	0	5	5	20
Storage loss minimization techniques	1	0	15	15	0	5	5	20
Value addition	3	0	45	45	0	15	15	60
Income generation activities for empowerment of rural Women	2	0	30	30	0	10	10	40
Location specific drudgery reduction technologies	1	0	15	15	0	5	5	20
Rural Crafts								
Women and child care	1	0	10	10	0	5	5	15
Post Harvest Management	1	0	10	10	0	5	5	15
Total	12	0	165	165	0	60	60	225
VI Agril. Engineering								
Installation and maintenance of micro irrigation systems								
Use of Plastics in farming practices								
Production of small tools and implements								
Repair and maintenance of farm machinery and implements								
Small scale processing and value addition								
Post Harvest Technology								
VII Plant Protection								
Integrated Pest Management	3	45	6	51	6	3	9	60
Integrated Disease Management	3	45	6	51	6	3	9	60
Bio-control of pests and diseases	1	15	2	17	2	1	3	20
Production of bio control agents and bio pesticides								
Total	7	105	14	119	14	7	21	140
VIII Fisheries								
Integrated fish farming								
Carp breeding and hatchery management								
Carp fry and fingerling rearing								
Composite fish culture								
Hatchery management and culture of freshwater prawn								
Breeding and culture of ornamental fishes								
Portable plastic carp hatchery								
Pen culture of fish and prawn								
Shrimp farming								
Edible oyster farming								
Pearl culture								
Fish processing and value addition								
IX Production of Inputs at site								
Seed Production								
Planting material production								
Bio-agents production								
Bio-pesticides production								
Bio-fertilizer production								
Vermi-compost production								
Organic manures production								
Production of fry and fingerlings								
Production of Bee-colonies and wax sheets								
Small tools and implements								
Production of livestock feed and fodder								
Production of Fish feed								

X Capacity Building and Group Dynamics								
Leadership development	2	36	0	36	4	0	4	40
Group dynamics	0	0	0	0	0	0	0	0
Formation and Management of SHGs	2	36	0	36	4	0	4	40
Mobilization of social capital	4	72	0	72	8	0	8	80
Entrepreneurial development of farmers/youths	2	36	0	36	4	0	4	40
WTO and IPR issues	4	72	0	72	8	0	8	80
Total	14	252	0	252	28	0	28	280
XI Agro-forestry								
Production technologies								
Nursery management								
Integrated Farming Systems								
XII Others (Pl. Specify)								
TOTAL								
(B) RURAL YOUTH								
Mushroom Production	01	7	-	7	2	1	3	10
Bee-keeping								
Integrated farming								
Seed production (Hort)	01	15	-	15	0	0	0	15
Seed production (Agro)	01	15	-	15	0	0	0	15
Production of organic inputs (SS)	02	30	0	30	0	0	0	30
Integrated Farming (Medicinal)								
Planting material production	1	04	-	04	1	-	1	05
Vermi-culture (SS)								
Sericulture								
Protected cultivation of vegetable crops								
Commercial fruit production								
Repair and maintenance of farm machinery and implements								
Nursery Management of Horticulture crops								
Training and pruning of orchards								
Value addition (Ext)								
Production of quality animal products								
Dairying (AS)	02	30	0	30	0	0	0	30
Sheep and goat rearing								
Quail farming								
Piggery								
Rabbit farming								
Poultry production (AS)								
Ornamental fisheries								
Para vets								
Para extension workers								
Shrimp farming								
Pearl culture								
Cold water fisheries								
Fish harvest and processing technology								
Fry and fingerling rearing								
Small scale processing (HS)	1	10	0	10	5	0	5	15
Post Harvest Technology	1	0	10	10	0	5	5	15
Tailoring and Stitching								
Rural Crafts (HS)	1	0	10	10	0	5	5	15
TOTAL	11	104	22	126	13	11	24	150
(C) Extension Personnel								
Productivity enhancement in field crops (Agro)	02	30	0	30	0	0	0	30
Integrated Disease Management (PP)	1	15	0	15	0	0	0	15
Integrated Pest Management (PP)	1	15	0	15	0	0	0	15
Integrated Nutrient management (SS)	04	60	0	60	0	0	0	60
Integrated Crop Management (Hort)	04	53	0	53	5	2	7	60
Cultivation of fruit								
Rejuvenation of old orchards								
Off-Season Vegetable Production								
Protected cultivation technology (Hort)								
Formation and Management of SHGs								
Group Dynamics and farmers organization(Ext)								
Information networking among farmers(Ext)	04	60	0	60	0	0	0	60
Capacity building for ICT application (Ext)								
Care and maintenance of farm machinery and implements								
WTO and IPR issues								
Management in farm animals	01	15	0	15	0	0	0	15

Livestock feed and fodder production								
Household food security (HS)	01	15	0	15	0	0	0	20
Women and Child care								
Low cost and nutrient efficient diet designing (HS)	01	15	0	15	0	0	0	20
Production and use of organic inputs (SS)								
Gender mainstreaming through SHGs								
Feed Management (AS)								
Disease Management (AS)	01	15	0	15	0	0	0	15
Bio-control of pest and diseases								
Soil and Water Testing								
Management of problematic soil								
Micronutrient Deficiency in Crop (SS)								
TOTAL	20	293	-	293	7	-	7	300
G. Total	114	1542	274	1816	166	113	279	2095

Details of training programmes attached in **Annexure -I**

3.4. Extension Activities (including activities of FLD programmes)

Nature of Extension Activity	No. of activities	Farmers			Extension Officials			Total		
		Male	Female	Total	Male	Female	Total	Male	Female	Total
Field Day	6	200	25	225	15	-	15	215	25	240
Kisan Ghosthi	8	200	20	220	15	-	15	215	20	235
Kisan Mela	1	650	100	750	50	-	50	700	100	800
Film Show	5	140	20	160	5	-	5	145	20	165
Method Demonstrations	6	120	10	130	-	-	-	120	10	130
Group meetings	2	-	30	30	-	5	5	-	35	35
Newspaper coverage	50	Mass								
Radio talks	10									
TV talks	20									
Popular articles	10									
Advisory Services	300	200	50	250	50	-	50	250	50	300
Scientific visit to farmers field	100	290	60	350	-	-	-	290	60	350
Farmers visit to KVK	300	425	75	500	-	-	-	425	75	500
Self Help Group Conveners meetings	2	15	5	20	-	-	-	15	5	20
Animal health /vaccination camp	2	50	10	60	-	-	-	50	10	60
Exhibition	1	650	100	750	50	-	50	700	100	800
Lecture to be delivered as resource person	25	2500	-	2500	-	-	-	2500	-	2500
Extension literature	7	-	-	-	-	-	-	-	-	-
Diagnostic visit	150	300	20	320	-	-	-	300	20	320
Soil health camp	3	120	30	150	-	-	-	120	30	150
Soil test campaign	10	300	50	350	20	-	20	320	50	370
Celebration of important days	2	40	-	40	10	-	10	50	-	50
Farmers-Scientists interaction	4	140	-	140	-	-	-	140	-	140
SMS Advisory services	-	-	-	-	-	-	-	-	-	-
Total	1024	6340	605	6945	215	5	220	6555	610	7165

3.5 Target for Production and supply of Technological products (Apr'17 to Mar'18)

Seed Materials

Sl. No.	Crop	Variety*	Qty targeted(q)	Season	Area (ha)
A.	CEREALS				
	Rice	CO-51/Sabha Sab -1	140.00	Kharif-2018	04
	Wheat	HI-1563 HD-2967/NW-5054	140.00	Rabi-2018-19	04
B.	OILSEEDS				
	Mustard	Pusa Vijay (NPJ-93/Pusa Tarak)	8.00	Rabi-2018-19	01
C.	PULSES				
	Chick Pea	GNG – 1581	10.00	Rabi-2018-19	01
	Field Pea	Prakash/Aman	5.00	Rabi-2018-19	0.5
	Lentil	PL-7,8/Shekhar Masoor-2,3	5.00	Rabi-2018-19	0.5
	Pigeon Pea	NA-2	15.00	Kharif-2018	02
D.	VEGETABLES				
	Potato	Kufri Khyati	80.00	Rabi-2018-19	0.5
E.	FODDER CROPS				
F.					
	Total		403		13.5

Planting Materials : 23000

Sl. No.	Crop	Variety	Quantity (Nos.)
FRUITS	1	Honey Dew, Pusa Dwarf	2000
	-	-	-
	-	-	-
SPICES			
VEGETABLES	Tomato (summer+winter)	Kashi Amrit, Kashi Vishesh	15000
	Brinjal (Summer+Winter)	Kashi Sandesh	
	Chilli	Kashi Anmol	
	Cole crops (Cauliflower+Cabbage)	Hybrids	1000
FOREST SPECIES			
ORNAMENTAL CROPS	Marigold	-	5000
	Winter season annuals		
PLANTATION CROPS			
Others (specify)			
	Total (Nos)		23000

Bio-products

SN	Product Name	Species	(kg)
Bio Fertilizers	Vermin compost + verms	<i>Eiseniafetida Eudrimus</i> <i>Eugeniae</i>	Compost-500kg Verms-30kg

LIVESTOCK

Sl. No.	Type	Breed	Quantity	
			Nos	Kg
	Cattle			
	SHEEP AND GOAT			
	POULTRY			
	FISHERIES			
	Others (Specify)			

3.6. Literature to be Developed/Published

(A) KVK News Letter : yes
Date of Start : 2018-19
Number of copies to be published : 200

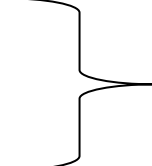
(B) Literature to be developed /published

Item	Number of copies
Research papers	02
Technical reports	02
News letters	02
Technical bulletins	02
Popular articles	12
Extension literature	8
TOTAL	28

(C) Details of Electronic Media to be produced

SN	Type of media(CD/VCD/DVD/Audio-cassette)	Title of the programme	Number
1	Audio		

- 3.7. **Success stories/Case studies to be identified for development as a case.(Nos):05**
 3.8. **Indicate the specific training need analysis tools/methodology followed for**

- **Practicing Farmers**
 - **Rural Youth**
 - **In-Service Personnel**
- 
- Group meeting, scientist farmers' interface, discussion with farmers, and request from governmental line department

3.9. Indicate the methodology for identifying OFTs/FLDs

For OFT :

- i) Field level observations
- ii) Farmer group discussions

For FLD :

- i) New variety/technology
- ii) Poor yield at farmers level

3.10 Field activities

- i. Name of villages identified/adopted with block name (from which year) - 25 villages Block:- Campierganj (4-village), Jangal Kaudiya (7-village), Bhathat (1-village), Pali (3-village), Chargawan (3-village), Pipraich (3-village), Sardar Nagar (1-village), Khorabar (1-village) and Sahjanwan (02 Village)
- ii. No. of farm families selected per village :100
- iii. No. of survey/PRA conducted :05
- iv. No. of technologies taken to the adopted villages
- v. Name of the technologies found suitable by the farmers of the adopted villages: vi.
- Impact (production, income, employment, area/technological– horizontal/vertical)
- vii. Constraints if any in the continued application of these improved technologies

3.11. Activities of Soil and Water Testing Laboratory

Status of establishment of Lab:

- 1. **Year of establishment :**
- 2. **List of equipment's purchased with amount: to be purchase**

SN	Name of the Equipment	Qty	Cost(Rs)
1	Flame Photometer		
2	Digital pH meter		
3	Digital pH conductivity meter		
4.	Physical balance		
5.	Oven		
6.	Spectrophotometer attached with computer		
7.	Dispenser		
8.	Electronic Balance		
9.	Blender with lift off container		
10.	Double Distillation with auto cut		
11.	Hot Plate		
12.	Kjeldhal distillation		
13.	Shaking Machine		
14.	Water Deionizer		
15.	Fume Hood		
16.	Incubator		
17.	Ultra violet Tube		
18.	Soil Testing Kit		
19.	Refrigerator		
20.	Gas Cylinder (LPG)		

21.	Regulator (LPG)		
22.	Gas Pipe		
Total			

3. Targets of samples for analysis:

Details	No. of Samples	No. of Farmers	No. of Villages	Amount to be realized
Soil Samples	500	3000	150	-
Water	0	0	0	-
Plant	250	250	70	-
Total	750	3250	220	

4.0. LINKAGES

4.1 Functional linkage with different organizations

SN	Name of Organization	Nature of Linkage
1.	Soil testing department	Trainers for training, assistance in soil testing lab of KVK, assistance in organizing Kisan Mela
2.	RTI	Training
3.	District Agriculture Department	Training, diagnostic survey, conducting in-service training programme, Food Security Mission
4.	District Horticulture Department	Training, Diagnostic survey, National Horticulture Mission
5.	IIVR Varanasi	Resource person for training, Diagnostic survey, cooperative vegetable seed linkage
6.	IFFCO Foundation	Training & demonstration
7.	KRIBHCO	Grading of seeds
8.	Deptt of Animal Husbandry	Vaccination, deworming and trainings
9.	NABARD	Participation in meeting and training
10.	Nehru Yuva Kendra	Training
11.	Extension Directorate, NDU&T, FAIZABAD	Latest released varieties & guidance
12.	PPL, Varanasi	Training
13.	TATA Chemicals limited, Bombay	Training
14.	Dhanuka, New Delhi	Kisan Mela
15.	Banks	Kisan Mela.
16.	CIMAP, Lucknow	Advisory Services
17.	ATMA, Gorakhpur	Training, Member Governing Board, Advisory Services
18.	DSR, Mau	Training, Seed Linkage
19.	Mahindra Samridhi	Training, Soil Testing
20.	IARI, New Delhi	Demonstration
21.	NHM, New Delhi	Demonstration units, Training
22.	IISR	Demonstration units, Training
23.	ITC	Training

4.2 Details of linkage with ATMA

a) Is ATMA implemented in your district (Yes/No) :Yes

Sl. No.	Programme	Nature of linkage	Remarks
1.	Training programme	Scientists as resource person	-
2.	AES (Agro-Ecological situation)	Scientists of KVK visits trials conducted by ATMA	-
3.	Front Line Demonstration (FLD)	KVK's scientists visits demonstrations for supervision	-0

4.3 Give details of programme under National Horticulture Mission

SN	Programme	Nature of linkage

4.4 Nature of linkage with National Fisheries Development Board

SN	Programme	Nature of linkage

5.0 Utilization of Hostel facilities

SN	Programmes	No of days
1	-	-
2	-	-
4	-	-
Total		

6.0 Convergence with departments: Krishi Vigyan Kendra Gorakhpur is working in collaboration with ATMA towards agricultural development of district Gorakhpur. KVK Gorakhpur is also working with line departments in training, demonstration, planning etc.

7.0 Feedback of the farmers about the technologies demonstrated and assessed :

8.0 Feedback from the KVK Scientists (Subject wise) to the research institutions/universities:

Training Programme

i) Farmers & Farm women (On Campus)

Date	Clientel e (PF/R Y/ FW)	Title of the training programme	Duration in days	Number of participants			Number of SC/ST			G. Total
				M	F	T	M	F	T	
Crop Production										
02-June-18	PF	Raised bed and skip method of sowing in pigeon pea	1	18	0	18	2	0	2	20
09-June-18	PF	Techniques of rice cultivation SRI method	1	18	0	18	2	0	2	20
08-Oct-18	PF	Intercropping techniques in autumn sugarcane crop for income generation	1	18	0	18	2	0	2	20
02-Nov-18	PF	Wheat + Sugarcane: an innovative approach for doubling income of farmers	1	18	0	18	2	0	2	20
28-Oct-18	PF	Raised bed sowing in chickpea for higher production	1	18	0	18	2	0	2	20
15-March-19	PF	Intercropping techniques in spring sugarcane crop for income generation	1	18	0	18	2	0	2	20
Total			6	108	0	108	12	0	12	120
Horticulture										
06-April-18	PF	Plastic mulching for efficient use for weed management in Brinjal crop	1	10	5	15	3	2	5	20
15-May-18	PF	Use of trellis system in Bottle gourd & Bitter gourd production for higher income	1	18	0	18	2	0	2	20
10-Sept.-18	PF	Use of drip irrigation for efficient use of water in tomato/chilli crop for higher monetary returns	1	10	5	15	4	1	5	20
08-Oct.-18	PF	Autumn sugarcane intercropping with gladiolus/ marigold/radish for doubling income	1	18	0	18	2	0	2	20
20-March-19	PF	Scientific farming of cucumber and capsicum in green house for doubling income	1	12	3	15	3	2	5	20
Total			05	68	13	81	14	5	19	100
Livestock prod.										
22-Nov-2018	PF	Preparation of balance ration for milch animal	1	18	-	18	2	-	2	20
15-Jan.-2019	PF	Ideal animal husbandry for milk production & income generation	1	18	-	18	2	-	2	20
17-Feb-2018	PF	Important diseases of cattle and their control measures	1	18	-	18	2	-	2	20
25-Nov-2018	PF	Improvement of poor quality roughages like paddy & wheat straw	1	18	-	18	2	-	2	20
Total			4	72	-	72	8	-	8	80
Home Sc.										
27-June-18	PF	Post-harvest management: preservation through various methods	1	0	10	10	0	5	5	15
23-Aug-18	PF	Child care and health: nutrient requirement and food preparation	1	0	10	10	0	5	5	15
9-Nov-18	PF	Production of vegetables (by mulching method) in kitchen garden	1	0	10	10	0	5	5	15
Total			3	0	30	30	0	15	15	45
Plan protection										
05 June-17	PF	Cultural pest management practices in summer pulses for higher returns	1	15	2	17	2	1	3	20
28-Jul-17	PF	Disease management in paddy crop for higher returns	1	15	2	17	2	1	3	20

25-Oct-17	PF	Pod borer management in gram for yield intensification	1	15	2	17	2	1	3	20
Total			03	45	06	51	06	03	09	60
Soil Health										
27-April-18	PF	Use of biofertilizer for enhancing nutrient use efficiency in pulse crop	1	18	0	18	2	0	2	20
04-June-18	PF	Importance of soil testing	1	18	0	18	2	0	2	20
13-July-18	PF	Site specific nutrient management in paddy & use of bio-fertilizer	1	18	0	18	2	0	2	20
18-Oct.-18	PF	INM in wheat for higher production & returns	1	18	0	18	2	0	2	20
22-Feb-19	PF	INM in cucurbitaceous crop for income generation	1	18	0	18	2	0	2	20
Total			5	90	0	90	10	0	10	100
Agri.Ext.										
04-April-18	PF	Awareness towards PMFBY for compensate crop losses	1	18	0	18	2	0	2	20
08-June-18	PF	Policy and programmes for doubling farm income	1	18	0	18	2	0	2	20
10-Aug.-18	PF	Role of ICT in doubling the income of farmers	1	18	0	18	2	0	2	20
15-Oct.-18	PF	Efficient marketing channels for enhancing the income of farm produce	1	18	0	18	2	0	2	20
06-Feb-19	PF	Awareness about need based and useful enterprise and their marketing through SHGs	1	18	0	18	2	0	2	20
08-March-19	PF	Need and importance of Agripreneurship	1	18	0	18	2	0	2	20
Total			6	108	0	108	12	0	12	120

i) Farmers & Farm women (Off Campus)

Date	Clientele	Title of the training programme	Duration in days	No. of participants			Number of SC/ST			G. Total
				M	F	T	M	F	T	
Crop Production										
11-Aug-18	PF	Intercropping technique in pigeon pea for higher income	1	15	2	17	2	1	3	20
26-Sept-18	PF	Smart nitrogen management in paddy through leaf colour chart	1	15	2	17	2	1	3	20
11-Oct-18	PF	Ring pit method of sugarcane planting for saving irrigation water	1	15	2	17	2	1	3	20
22-Oct-18	PF	Irrigation scheduling at critical growth stages of sugarcane for yield enhancement and water saving	1	15	2	17	2	1	3	20
03-Nov,-18	PF	Intercropping technique in chick pea for higher income	1	15	2	17	2	1	3	20
05-Nov,-18	PF	Enhancing wheat production through furrow irrigation Raised bed technology	1	15	2	17	2	1	3	20
10-March-19	PF	Trash mulching in sugarcane ratoon for moisture conservation, controlling weeds and regulation of soil temperature	1	15	2	17	2	1	3	20
Total			7	105	14	119	14	7	21	140
Horticulture										
20-April-18	PF	Use of plastics tray & polybag for seedling production for income generation	1	15	2	17	2	1	3	20

06-June-18	PF	Intercropping of vegetables with Banana crop for doubling income	1	15	2	17	2	1	3	20
24-July-18	PF	Scientific cultivation of Papaya for income generation and nutritional security	1	15	2	17	2	1	3	20
10-Aug.-18	PF	Intercropping of garlic and onion crop with sugarcane for doubling income	1	15	2	17	2	1	3	20
14-Dec.-18	PF	Off season seedling of Bottle gourd, Bitter gourd & Cucumber production for maximizing the monetary returns	1	15	2	17	2	1	3	20
22-Jan.-19	PF	Production of healthy seedlings of brinjal & chilli through low tunnel system	1	15	2	17	2	1	3	20
11-Feb.-19	PF	Scientific cultivation of pointed gourd in place of Kundru for higher income	1	15	2	17	2	1	3	20
Total			7	105	14	119	14	7	21	140
Live Stock Production.										
12-Jul-18	PF	Mastitis: its cause and prevention	1	15	2	17	2	1	3	20
25-Sept-18	PF	Ideal animal husbandry through scientific method for income generation	1	15	2	17	2	1	3	20
12-Oct-18	PF	Care and management of heifer	1	15	2	17	2	1	3	20
23-Nov-18	PF	Control of sterility & infertility in farm animals	1	15	2	17	2	1	3	20
13-Dec-18	PF	Conserving fodder during scarcity (hay and silage making)	1	15	2	17	2	1	3	20
11-Jan-19	PF	Preparation of balance ration for milch animals through locally available feed ingredient	1	15	2	17	2	1	3	20
21-Feb-19	PF	Vaccination schedule for livestock	1	15	2	17	2	1	3	20
14-Mar-19	PF	Scientific poultry farming for higher income	1	15	2	17	2	1	3	20
Total			8	120	16	136	16	8	24	160
Plant protection										
07-Oct-17	PF	Insect pest management in vegetable crops through bio-pesticides	1	15	2	17	2	1	3	20
18-Nov-17	PF	Blight identification in potato and their management for higher returns	1	15	2	17	2	1	3	20
16-Feb-18	PF	Pest management in mango orchard for higher production	1	15	2	17	2	1	3	20
03 Mar.-18	PF	Increasing higher income in banana through use of IPM technology	1	15	2	17	2	1	3	20
Total			04	60	08	68	08	04	12	80
Home Science										
11-Aug-17	PF	SHG: Income generation through group approach	1	0	15	15	0	5	5	20
23-Sept-17	PF	Principles, methods and importance of preservation	1	0	15	15	0	5	5	20
24-Oct-17	PF	Nutrient management: use of low cost daily diet for different age group	1	0	15	15	0	5	5	20
14-Nov-17	PF	PMFBY: benefits to farming community	1	0	15	15	0	5	5	20
22-Dec-17	PF	Value addition of seasonal fruit mango as a source of income generation	1	0	15	15	0	5	5	20
29-Dec-17	PF	Custom hiring of improved agricultural implements	1	0	15	15	0	5	5	20

30-Jan-18	PF	Problem and remedies through use of drudgery reducing tools among vegetable growers	1	0	15	15	0	5	5	20
9-Feb-18	PF	Post-harvest management of garlic	1	0	15	15	0	5	5	20
14-Mar-18	PF	Scientific method of grain storage	1	0	15	15	0	5	5	20
Total			9	0	135	135	0	45	45	180
Soil health										
10- April-18	PF	INM in summer pulses for yield enhancement	1	15	2	17	2	1	3	20
15-June-18	PF	Use of balanced dose of chemical fertilizer and bio-fertilizer in paddy	1	15	2	17	2	1	3	20
12 July-18	PF	INM in vegetable crops	1	15	2	17	2	1	3	20
20-Sept-17	PF	Importance of soil testing	1	15	2	17	2	1	3	20
17-Oct-17	PF	INM in wheat	1	15	2	17	2	1	3	20
05-Nov-17	PF	Use of organic manure and biofertilizer in rabi crop for enhancing nutrient use efficiency	1	15	2	17	2	1	3	20
22-Dec-18	PF	Use of biofertilizer and organic manure in rabi season crop	1	15	2	17	2	1	3	20
22-Feb-19	PF	INM in cucurbitaceous crop	1	15	2	17	2	1	3	20
Total			8	120	16	136	16	8	24	160
Extension										
17-Aug,-18	PF	Awareness towards income generation via SHGs	1	18	0	18	2	0	2	20
14-June,-18	PF	Use and importance of ITK in farming community	1	18	0	18	2	0	2	20
17-Aug,- 18	PF	Soil and Seed treatment for increasing the farm income	1	18	0	18	2	0	2	20
28-Sep,- 18	PF	Poverty alleviation programs for employment and income generation	1	18	0	18	2	0	2	20
28-Nov,-18	PF	Awareness towards human and soil health	1	18	0	18	2	0	2	20
25-Jan,-18	PF	Mobile phone as a tool of reducing the input cost	1	18	0	18	2	0	2	20
22-Feb,-18	PF	Income generation via mobilizing farm people	1	18	0	18	2	0	2	20
22-Mar,-19	PF	Agriculture as a business: doubling the income	1	18	0	18	2	0	2	20
Total			8	144	0	144	16	0	16	160

ii) Vocational training programmes for Rural Youth

SN	Crop / Enterprise	Identified Thrust Area	Training title*	Month	Duration (days)	No. of Participants			SC/ST participants			G.Total
						M	F	T	M	F	T	
1	Cloth (HS)	Rural Craft	Garments/Bag making	12-21 Nov-18	10	-	10	10	-	5	5	15
2	Preservation (HS)	Post harvest technology	Skill development through preservation of seasonal fruits	12-20 Feb-19	10	-	10	10	-	5	5	15
3	Biofertilizer (SS)	Bio-fertilizer use promotion	Use of biofertilizer for enhancing nutrient use efficiency and yield maximization	26-28 Oct.-18	03	15	-	15	0	0	0	15
4	Organic manure(SS)	Promotion of organic manure	Preparation and production organic manure	05-09 Mar.19	05	15	-	15	0	0	0	15
5	Vegetables (Hort)	Promotion of Seedling production	Seedling production technique through shade net/low tunnel	14-18 Jan.-19	05	8	02	10	5	-	5	15

6	Saplins production (Hort)	Production of saplings	Maligiri training	05-20 July-18	15	04	-	04	1	-	1	05
7	Mushroom (PP/Hort)	Promotion of supplementary food	Mushroom production technology	05-07 Sept.-18	03	7	-	7	2	1	3	10
8	Wheat (Agro)	Seed production	Seed production technology of wheat	22-24 Nov-17	03	15	-	15	0	0	0	15
9	Agarbatti (Ext)	Promotion of agarbatti making	Agarbatti making through cow dung	21-25 Jan,-19	05	10	-	10	5	0	5	15
10	Cow	Dairy Development	Scientific dairy farming	13-17 Nov. 17	05	15	-	15	0	0	0	15
11	Crop + Livestock	Integrated farming system	Income generation through integrated farming system	12-16-Mar.,18	05	15	-	15	0	0	0	15
Total						104	22	126	13	11	24	150

iii) Training programme for extension functionaries (On campus)

Date	Clientele	Title of the training programme	Duration in days	No. of participants			Number of SC/ST			G. Total
				M	F	T	M	F	T	
On Campus										
16-May-18	EF	Doubling income through IFS among farm women (H.Sc.)	1	15	0	15	0	0	0	15
11-Oct-18	EF	Preparation of low cost nutritious food recipes (H.Sc.)	1	15	0	15	0	0	0	15
12-Oct.-17	EF	Integrated pest management in sugarcane- (PP)	1	15	0	15	0	0	0	15
22-Feb-18	EF	Insect-pest and disease management in vegetable crop through bio-pesticides-(PP)	1	15	0	15	0	0	0	15
04-April.-18	EF	Plastic culture for vegetables production (Hort)	1	15	0	15	0	0	0	15
17- July-18	EF	Production technology of kharif onion crop (Hort)	1	15	0	15	0	0	0	15
19-Sept.-18	EF	Scientific cultivation of Potato crop (Hort)	1	10	0	10	5	0	0	15
21-Nov.-18	EF	Use of polyhouse, green house & net house for horticulture crop production (Hort)	1	13	0	13	2	0	2	15
05-April-18	EF	Integrated nutrient management in zaid crops(SS)	1	15	0	15	0	0	0	15
02-Aug-18	EF	Integrated nutrient management in paddy for increasing nutrient use efficiency (SS)	1	15	0	15	0	0	0	15
09-Nov.-18	EF	Importance of micronutrients in rabi crops (SS)	1	15	0	15	0	0	0	15
23-Feb-19	EF	Importance of bio-fertilizer in zaid vegetable (SS)	1	15	0	15	0	0	0	15
26-Oct-18	EF	Seed production technique of chickpea (Agron)	1	15	0	15	0	0	0	15
20-Mar-19	EF	Seed production technique of summer pulses (Agron)	1	15	0	15	0	0	0	15
30-Oct,-17	EF	Awareness towards policy and programmes for doubling the farm income	1	15	0	15	0	0	0	15
21-Nov,-18	EF	Identify & Prioritize thrust area through PRA	1	15	0	15	0	0	0	15
26-Feb,-19	EF	Training Need Assessment	1	15	0	15	0	0	0	15
06-Feb,-19	EF	Extension Educational Process: a step towards	1	15	0	15	0	0	0	15

		enhance the income								
10-Jan-19	EF	Infertility management in dairy animals (Ani Sc.)	1	15	0	15	0	0	0	15
18-Dec-18	EF	A.I. technique & its importance in breed improvement (Ani Sc.)	1	15	0	15	0	0	0	15
Total			20	293	-	293	-	-	-	293

iv) Sponsored programme

Discipline	Sponsoring agency	Clientele	Title of the training programme	No. of course	No. of participants			Number of SC/ST			G. Total
					M	F	T	M	F	T	
a) Sponsored training programme											
			Total								
b) Sponsored research programme											
			Total								
c) Any special programmes											
			Total								

Mother orchard: to be develop at our KVK farm for sapling/seedling production (2017-18) 0.5 ha

SN	Name of plants
1	Mango: var. Gaurjeet, Banarasi langra, Amrapali, Dashehari, Chausa, Neelam etc
2	Guava: Lucknow-49, Allahabadi safeda, Lalit, VNR-Bihi (hybrid), Apple colour, CISH-G-1, 2, 3
3	Litchi: Seedless late, Seedless early, Rose scented
4	Pomegranate: Ganesh (GB-1), G-137, Mridula, Jyoti, Kandhari
5	Aonla: Narendra-7, Narendra-10, Narendra aonla-4, 6
6	Bael: Narendra bael-5, 7, 9
7	Ber: Gola, Umran, Banarasi karka, Kaithali, Narendra ber selection-1, 2
8	Jackfruit: J-33, Rudrakshi, Narendra Kathal-1, 11 (Sabji hetu), Khaja
9	Lemon: Kagzi lime (large, round, oval), Sweet lime, Pant lemon-1
10	Jamun: Ram jamun
11	Karaunda: Narendra Karaunda-1

Quality Vegetable Nursery Development Plan (2017-18): 0.25 एकड़

SN	Name of vegetable
1	Toamto: Kashi vishesh, Kashi aman, kasha abhiman (hybrid), Kashi amrit
2	Brinjal: Kashi sandesh (round), Kashi taru (long)
3	Cauliflower: Pusa sharad,, Pant shubhra, Pant gobhi-2
	Cabbage: Pusa ageti, Pusa mukta, Golden ekr
4	Chilli: Kashi surkh, Kashi early, Kashi anmol, Arka meghna, Arka sweta
5	Papaya: Pusa nanha, Surya, CO-71

औषधीय वाटिका इकाई: 0.5 एकड़

SN	Name of Plant	SN	Name of Plant
1	अश्वगंधा: जवाहर-20, 134	11	ईसबगोल:
2	सतावर: स्थानीय	12	बच:
3	सर्पगन्धा: आर. एस.-1	13	सिट्रोनेला (जावा घास):
4	कालमेघ: स्थानीय	14	जापानी पुदीना: एम् ए एस-1
5	स्टीविया: एस.वी.आर.-123	15	तुलसी: विशाखा, ओ.सी.-11,12,
6	सफेद मूसली: स्थानीय	16	खस: सीमैप के.एस.-1,2
7	ब्राह्मी:	17	पचौली: जोहोर
8	सनाय:		
9	ग्वारपाठा (एलोवेरा):		
10	मुलैठी:		

Flowers/Seasonal Flowers (2017-18): 0.25 एकड़

SN	Name of plants
1	गुलाब :- फ्रास्ट रेड, स्वीट एपटन, डा होमी भाभा, गोल्ड स्ट्राइक (पीला),
2	ग्लेडियोलस: फ्रेंडशिप वाइट, फ्रेंडशिप पिंक, मन्दाकिनी, शबनम
3	रजनीगंधा: श्रृंगार, प्रज्ज्वल, सुवासिनी, वैभव
4	गेंदा: पूसा नारंगी, पूसा बसंती, स्पंजी
5	बेला: मुल्लाई, गुंडू,
6	जूही: को.-1, पैरी मुल्लाई,

7	चमेली: जगुआर-1,2,3 ; पिची मुल्लाई , जैती, पेची
8	डेहलिया: वाटर लिली डेहलिया, डेकोरेटिव डेहलिया, क्लोरेट डेहलिया, पोम्पसन डेहलिया
9	बोगनबिलिया: सफेद बोगनबिलिया, जावा सफेद बोगनबिलिया, पिंक पेपर फ्लावर, ऑरेंज फ्लावर
10	पिटुनिया: पिटुनिया अल्ट्रा क्रिमसन स्टार, पिटुनिया डबल, कारपेट ब्लू पिटुनिया

Requirement

- Seed processing unit.
- ATIC for KVK
- Plant health clinic
- ERNET
- Metrological observatory
- Threshing floor
- Implements shed and Implements (Sugarcane planter, Ratoon management device, Happy seeder, Mulcher, ZT Machine, Potato planter, Raised bed Planter, Paddy trans planter, Rotavator, Power sprayer and Duster, Laser leveler, Multi crop thresher, Power tiller and reaper, Harvester, etc.)
- Seed godown
- IFS model expenditure
- H. Sc. Lab
- Vermi unit/NADEP budget
- Dairy unit
- Library
- Farm waste machine
- Storage bin
- Generator
- Sprinkler and drip irrigation system budget
- Multimedia projector, Digital camera etc
- Ward wire fencing